

# 망고100 보드로 놀아보자-2

개발환경 설정

# 개발환경설정

- Vmware 6.5 설치
- Fedora 12 사용
- Tool Chain 2009q3 버전 사용
- JAVA 1.5 버전

# Vmware 설치-1

<http://www.vmware.com/products/workstation/index.html>

Why Workstation

What's New

Workstation in Action

Resources

Support

## Why Choose VMware Workstation?

From the creator of PC virtualization comes the most reliable, secure way to run multiple operating systems at the same time. Winner of more than 50 industry awards, VMware Workstation transforms the way technical professionals develop, test, demo, and deploy software. VMware Workstation is an integral component of any serious technical professional's toolkit.

### Get Maximum Performance for Windows 7

VMware Workstation 7 is optimized for maximum performance when running on 32-bit and 64-bit Windows 7 PCs. Supports Flip 3D and Aero Peek to show live thumbnails of your virtual machines. Run legacy application with 3D graphics, faster performance, and tighter desktop integration better than Windows XP Mode. Get shared folders and drag and drop convenience.



# Vmware 설치 -2

로그인 후 계속 버튼 선택

Home > Evaluate VMware Products > VMware Workstation

## VMware Workstation 7

Register for your free 30-day evaluation of VMware Workstation and discover how it can save you time and streamlines tasks by transforming the way you develop, test, demo, and deploy software.

With VMware Workstation 7, you can:

- Run applications in Linux, Windows 7, Windows XP Mode and over 200 other operating systems all simultaneously
- Streamline software development, testing, and debugging with rich integration with the SpringSource Tool Suite, Visual Studio, and Eclipse
- Run VMware vSphere 4 and ESXi in a virtual machine for experimenting, testing, training, and demonstrating the power of vSphere
- Evaluate and test new operating systems, applications and patches in an isolated environment
- Rapidly create virtual machine for students, with all the lessons, applications, and tools required for the course within a secure, isolated virtual machine

**YOUR TRIAL INCLUDES**

- VMware Workstation 7 (Windows or Linux)

Learn more about VMware Workstation 7

**Register today!**

Welcome jongin jeon  
Click "Continue" to proceed to the next step.

Logout

Continue

# VM ware 설치-3

## Licensing Download Information

### ! Access Your Email to Activate and Access Your Download

- Please click the link in your evaluation activation email to confirm receipt and gain access to your download.
- Your (30) day evaluation has begun and will expire on 07/21/2010

### Where is my Confirmation/Activation email?

- If you have not received your email within 5 minutes, please check your spam blocker or email filters. To ensure you receive the email, please set your email filter to allow mail from the vmware.com and connect.vmware.com domains.
- Please make sure the email address is a valid one.
- [Contact us](#) if you need additional help.

Need us to resend your activation email? To have another confirmation email sent to [icanjji@gmail.com](mailto:icanjji@gmail.com), [click here](#).

### Binaries

Workstation for 32-bit and 64-bit  
Windows  
05/25/10 | 7.1 | 568 MB | Binary (.exe)

Start Download Manager ?

Manually Download

.exe installation file for 32-bit and 64-bit Windows with Tools

**MD5SUM(\*)** c810e98030edcc8acc639aef9239f0ca

**SHA1SUM(\*)** 5512cb520fc91b8c4ee9b0d6f80d1cfecb0fe50f

# Vmware 설치 -4

Email 확인하면 Register 등록

Dear jongin,

Thank you for your interest in evaluating VMware Workstation. We are pleased to provide a 30 day license to support your evaluation, which will expire on 07/21/2010. Please use the link below to activate your evaluation license and access download information.

[Activate my VMware Workstation Evaluation](#)

Activate your evaluation license and access your download

Use the following link to access the license information and software necessary to complete your installation: [Activate My Evaluation!](#)

Home > Evaluate VMware Products > VMware Workstation > Activation

## VMware Workstation 7 Product Evaluation License and Download

Thank you for trying VMware Workstation 7.

We hope you enjoy your free 30-day evaluation. Your license and download information can be found below. If you have questions or need support during your evaluation, visit the [VMware Technology Network](#) for product documentation, knowledge bases and other resources.

### Licensing Download Information

#### Licensing

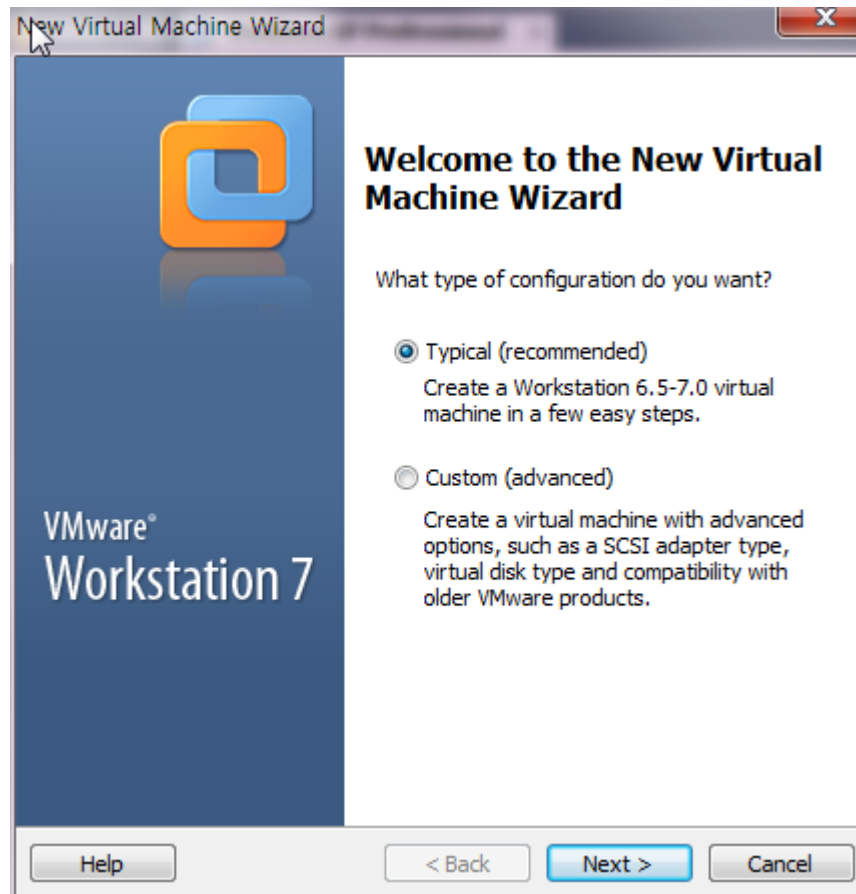
VMware Workstation 7.1

Expiration Date: Jul 21, 2010

M148Q-1V34L-08N3C-0V8K4-2NN0L

# Fedora 12 설치-1

- Vmware에서 “File->New->Virtual Machine”선택




# Fedora 12 설치-2

## Fedora 12 설치 CD를 Insert

**Guest Operating System Installation**  
A virtual machine is like a physical computer; it needs an operating system. How will you install the guest operating system?

Install from:


**Installer disc:**

 Fedora detected.

**Installer disc image file (iso):**

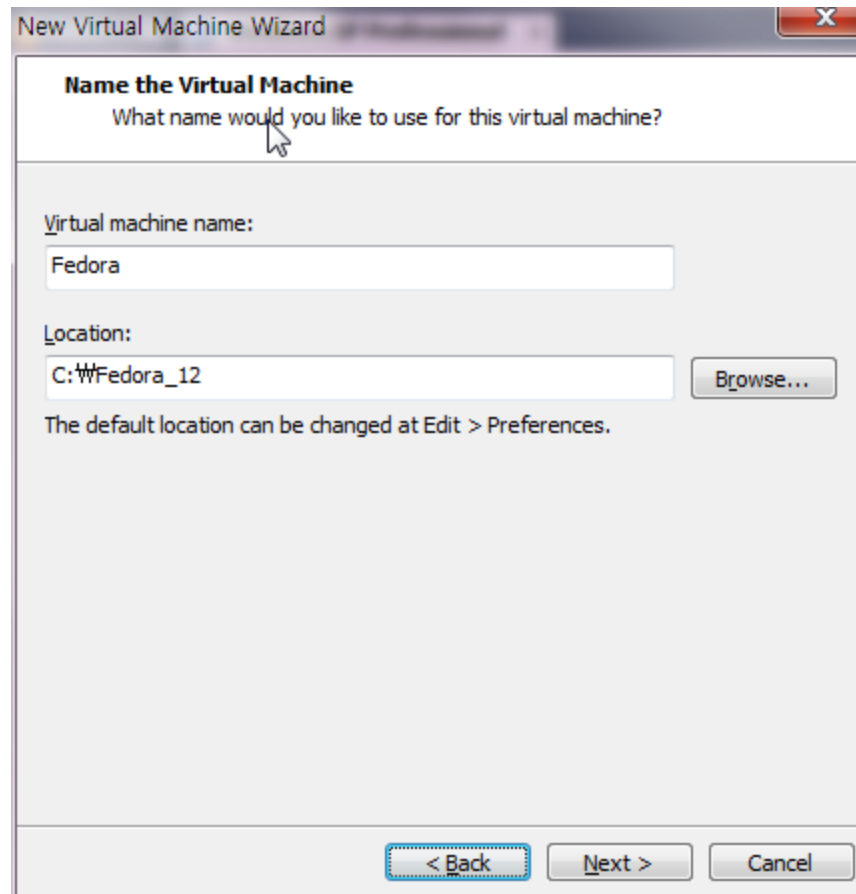
**I will install the operating system later.**

The virtual machine will be created with a blank hard disk.

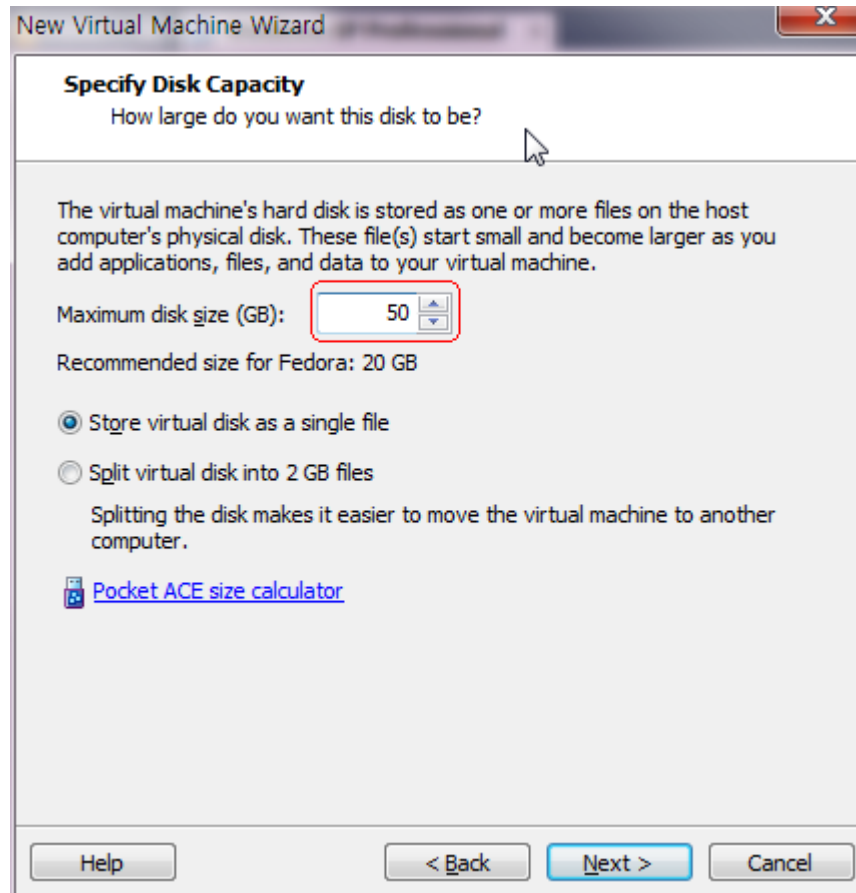




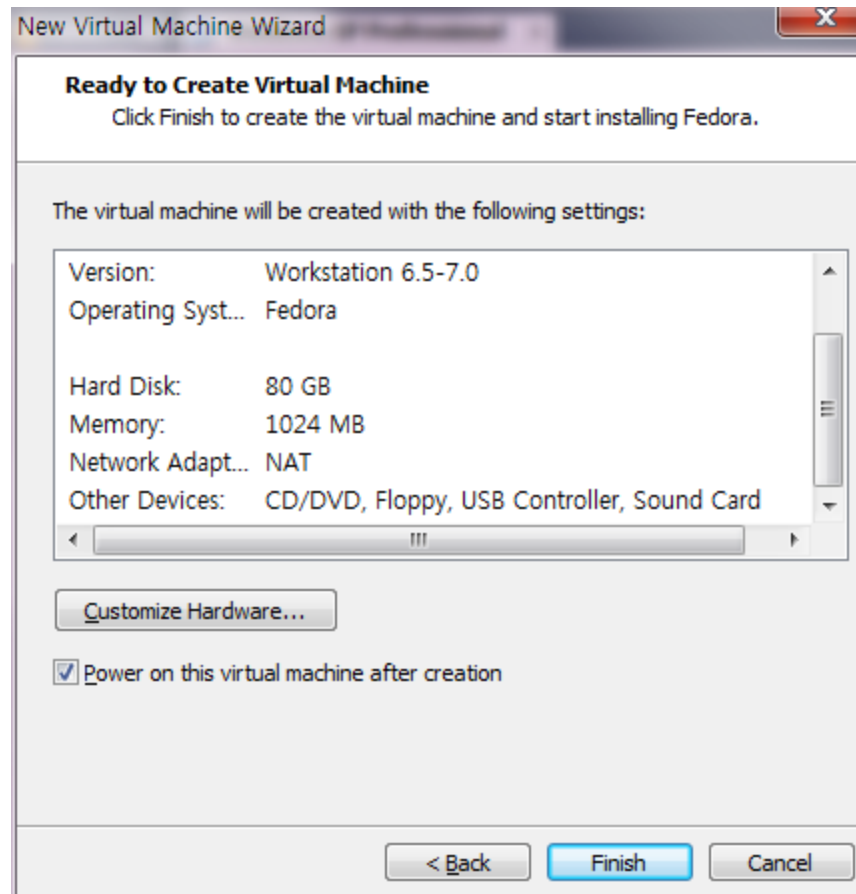
# Fedora 12 설치-3



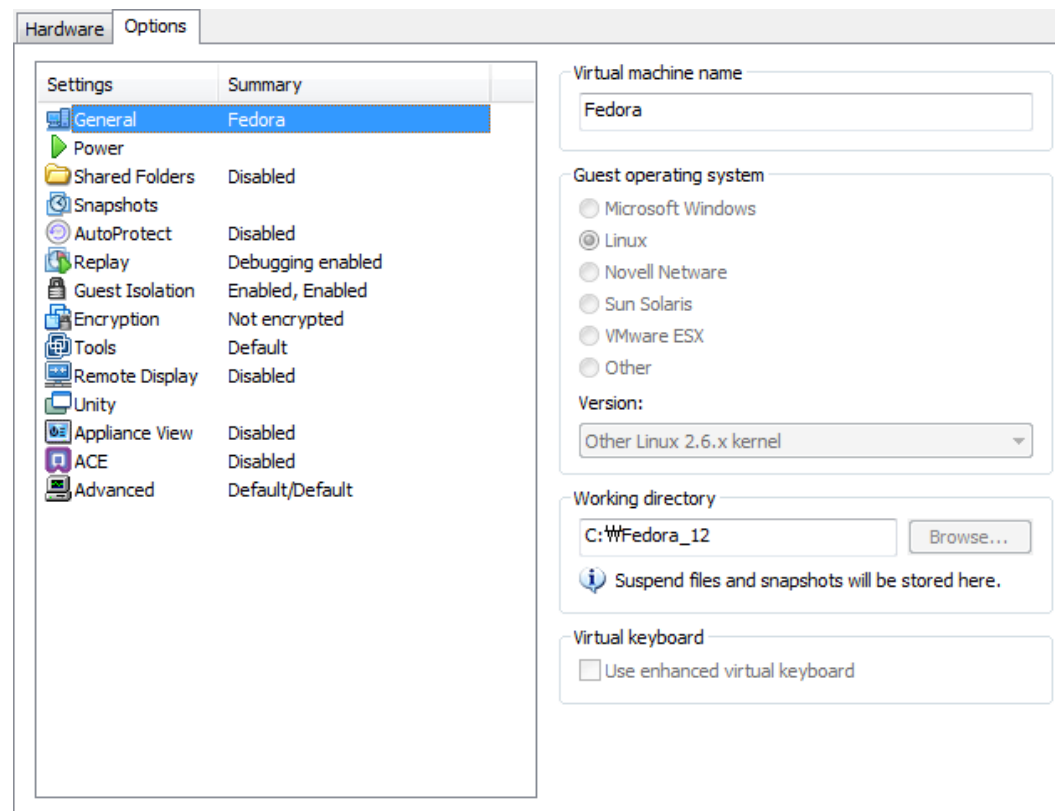
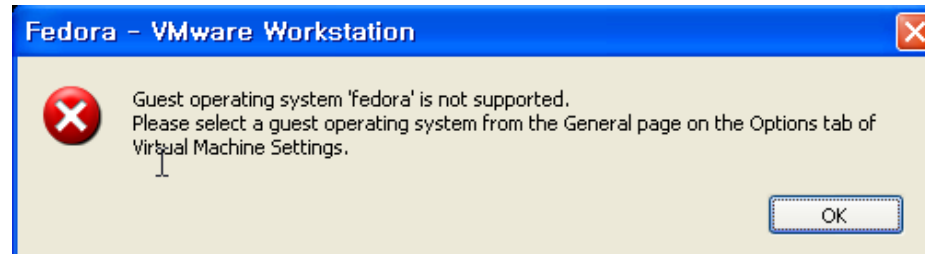
# Fedora 설치-4



# Fedora 설치-5



# Fedora 설치-6



# Fedora 설치-9



# Fedora 설이-10

Fedora의 초기 설치는 일반적인 인터넷 사용에 맞는 소프트웨어의 모음을 포함하고 있습니다. 어떤 추가적인 임무가 시스템에서 지원되기를 원하십니까?

- 사무와 생산성
- 소프트웨어 개발
- 웹 서버

Please select any additional repositories that you want to use for software installation.

- Installation Repo
- Fedora 12 - i386
- Fedora 12 - i386 - Test Updates
- Fedora 12 - i386 - Updates

+ Add additional software repositories

Modify repository

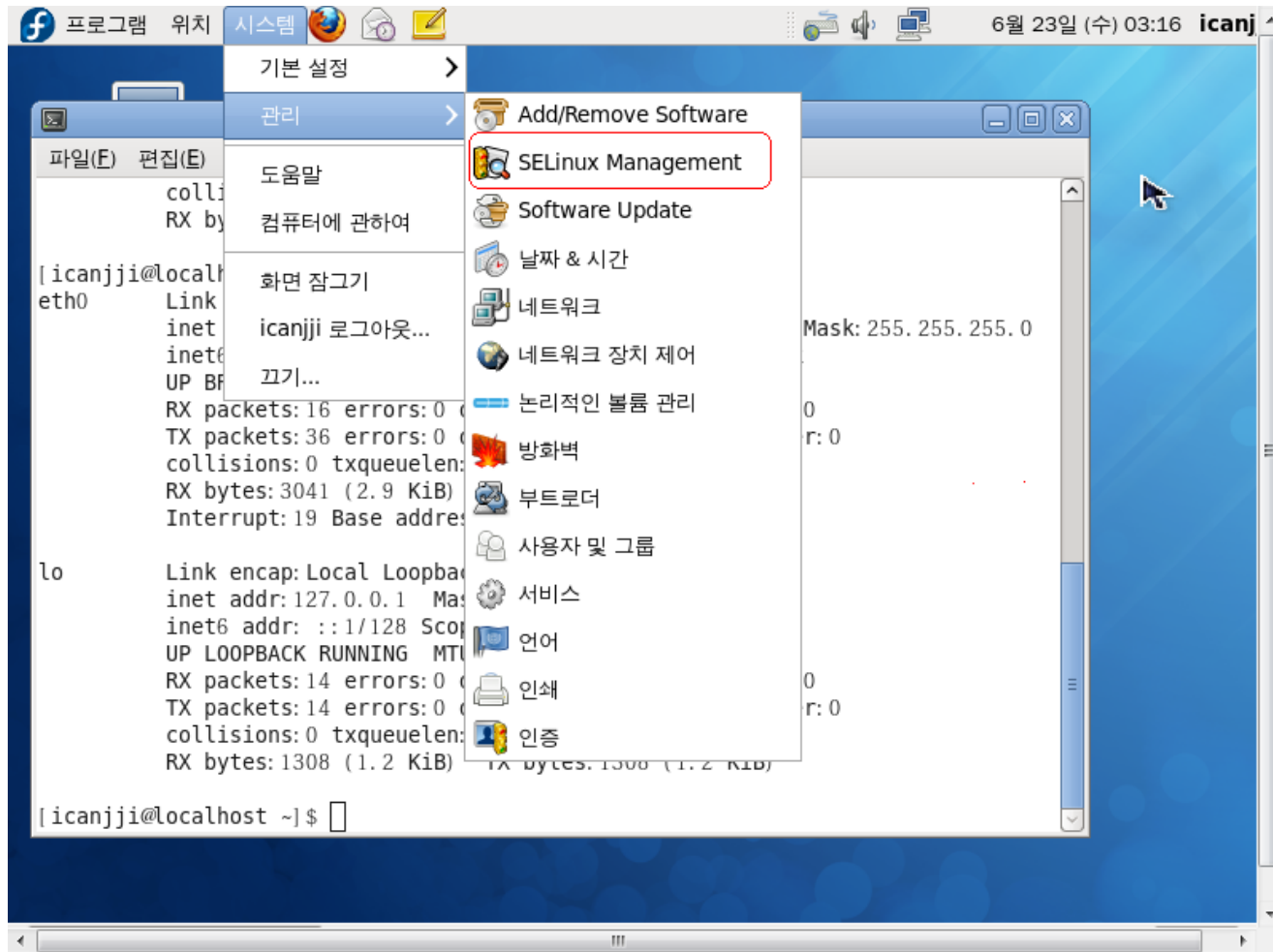
You can further customize the software selection now, or after install via the software management application.

- Customize later     Customize now

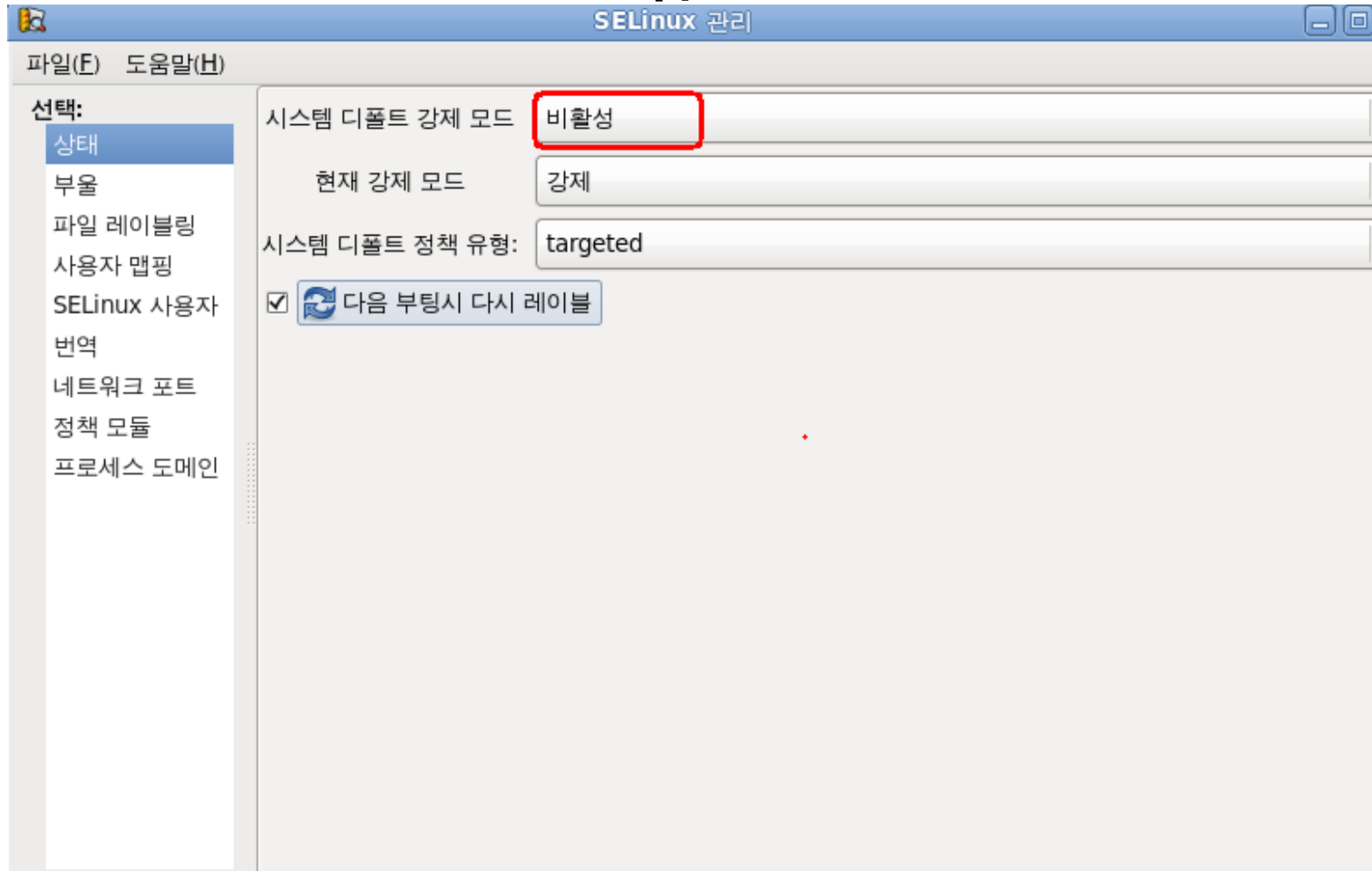
← 뒤로(B)

→ 다음(N)

# Fedora 환경설정



# Fedora 환경 설정 (SELinux 비활성화)





# Fedora 환경 설정 (방화벽 비 활성화)

